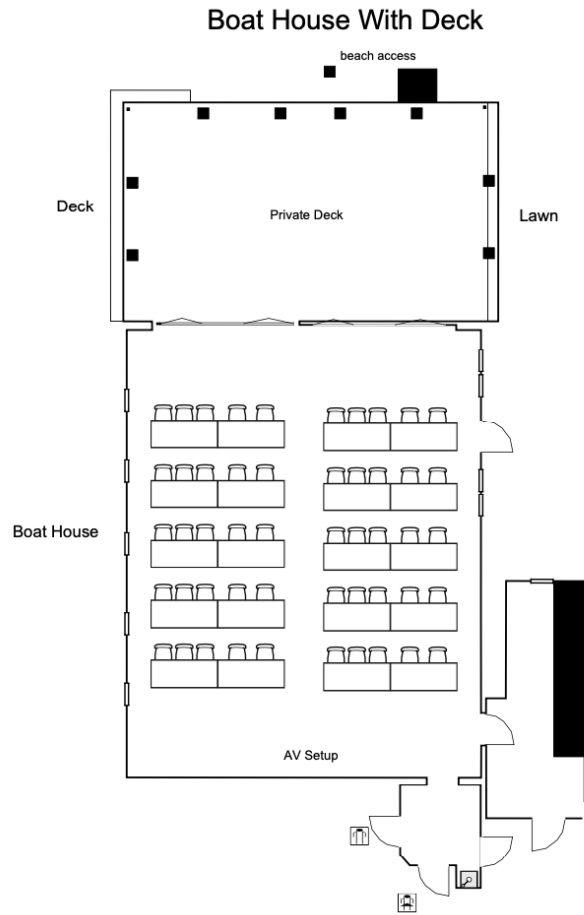
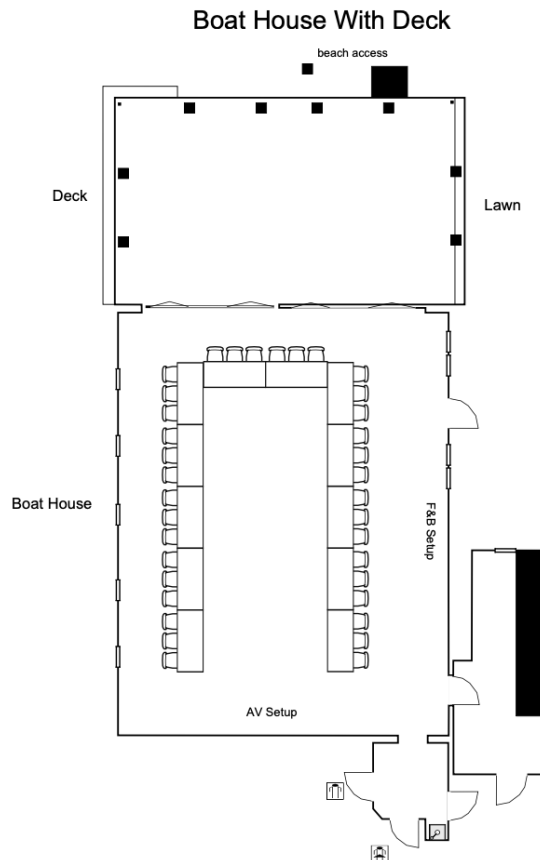


Boat House Specs:
 Dimensions: 32' x 41' (indoors)
 20' x 32'
 Square Feet: 1,312
 Room Height: 8'

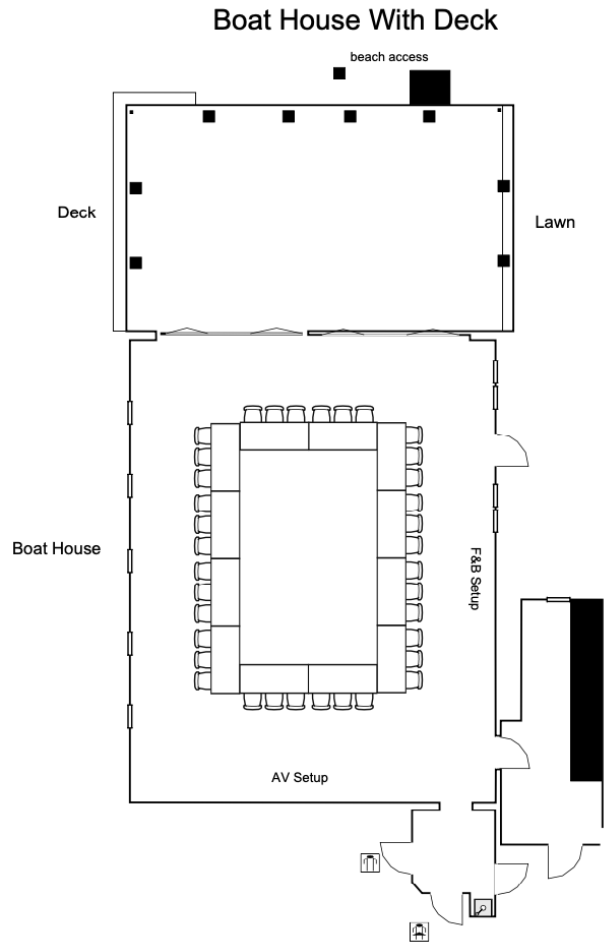
Boat House Theater Setup:
 -6ft x 30in Banquet Tables
 -2 to 3 People Per Table
 -AV Set in Front of Room
 -Food and Beverage set in back of room
 TOTAL SET: 50 people



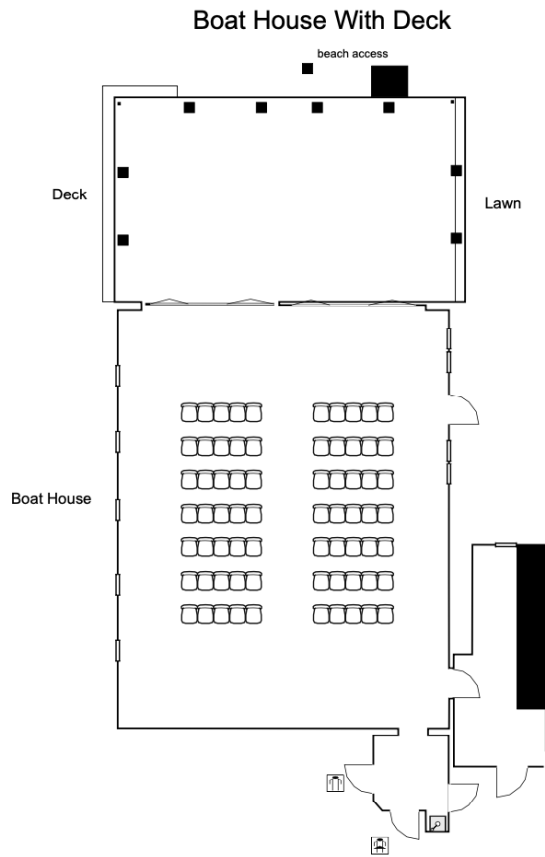
Boat House U-Shape Setup:
 -6ft x 30in Banquet Tables
 -3 People Per Table
 -AV Set in Front of Room
 -Food and Beverage set to the right
 TOTAL SET: 36 people



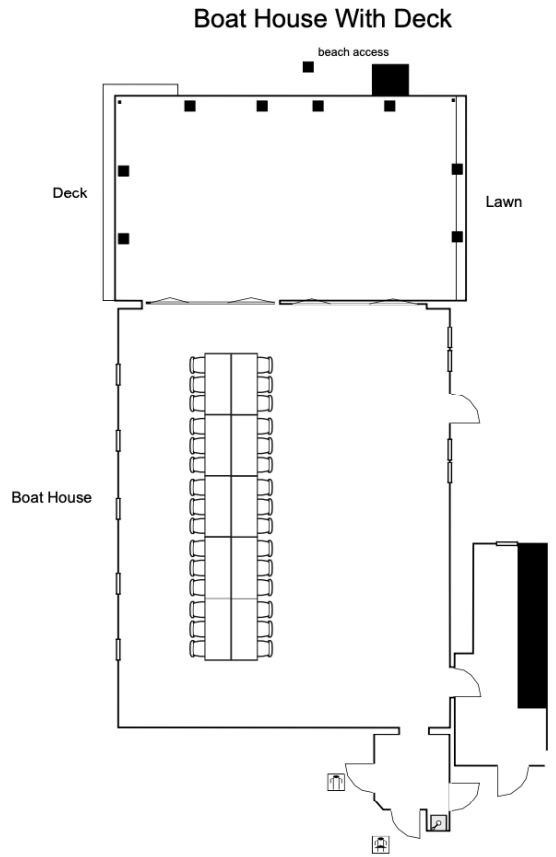
Boat House Hollow Square Setup:
 -6ft x 30in Banquet Tables
 -3 People Per Table
 -AV Set in Front of Room
 -Food and Beverage set to the right
TOTAL SET: 36 people



Boat House Theater Setup:
 -Banquet Chairs
 -10 People Per Row
 -AV Set in Front of Room
 -Food and Beverage set to the right
TOTAL SET: 70 people



Boat House Conference Setup:
 -6ft x 30in Banquet Tables
 -3 People Per Table
 -AV Set in Front of Room
 -Food and Beverage set to the right
 TOTAL SET: 30 people



Boat House With Deck

Boat House Meal Setup:
 -6ft Round Tables
 -10 People per Table
 -9 Tables total
 -Bar and cocktail tables set on deck
 TOTAL SET: 90 people

